



Lesson-1 A HOUSE FOR ALL

MINDMAP

READING

- * Introduce new vocabulary
- * Make the students read page 20.

LISTENIN

- * Complete the worksheets in pages - 16,19, 23.

SPEAKING

- * Sounds made by animals
- * Student will complete the worksheet in pages - 15,16.

WRITING

- * Make the students to think and write their own answers in page 22.

Dictation words

thick	place	lonely	trunk
live	forest	carrot	fruit
house	small	frog	break
knock	wooden	squirrel	tortoise
green	door	plenty	animals

ONLINE ACTIVITY

Objective :

To make the children to learn about different kinds of animals sounds.

Audio-visual equipment : smart board

Method :

Step 1 : Open the website www.raz-plus.com.

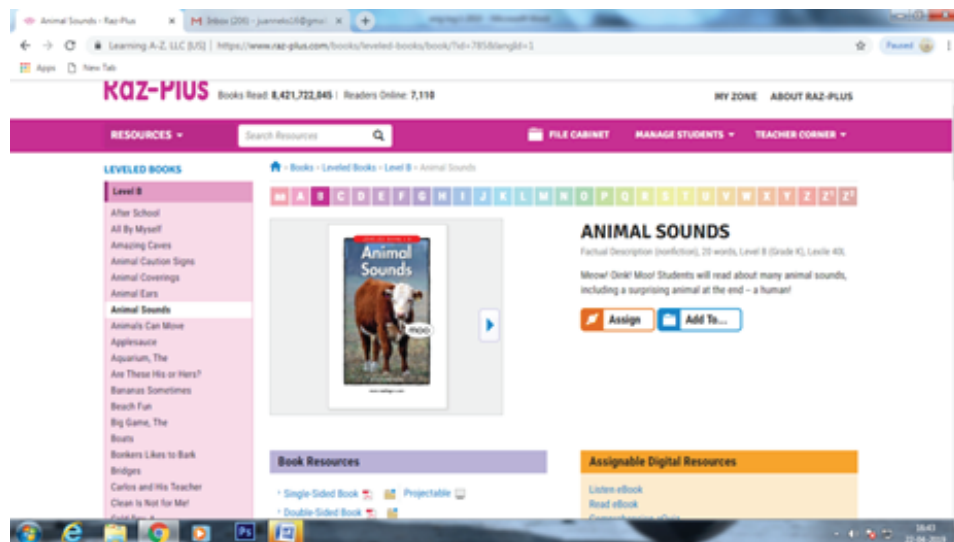
Step 2 : Select level B - **TOPIC :** Animal sound

Step 3 : Students will read, listen and comprehend the 'e' book

Step 4 : Select the option Story word

bark, bees, birds, buzz, cats, chirp, cows, dads, dogs, ducks, hiss, lions, meow, moo, oink, pigs, quack, roar, snakes, snore

Conclusion : Think, collaborate, discuss (High order thinking skills)



CAMBRIDGE ACTIVITY : Riddle Time

Find the correct answer.

1. Wild animals such as lions and tigers are found in the forest.
But you can also find them in cages at a particular place in the city. Name this place.



2. Name the tallest animal. It has a very long neck and eats leaves.



3. Name the largest animal in the cat family. Its name starts with "t"





Tick the correct answer.




1. In a thick forest stood a lonely _____.



2. _____ can live both on land and in water.



3. One day, a huge _____ walked by, swaying her trunk in the air.



CAMBRIDGE ACTIVITY:

Read and colour.



- 1. Colour the elephant grey.*
- 2. Colour the giraffe yellow and the spots brown.*
- 3. Colour the monkey brown.*
- 4. Colour the trees green.*
- 5. Colour the sun yellow.*
- 6. Colour the ostrich blue.*
- 7. Colour the hyena black.*
- 8. Colour the flowers red.*